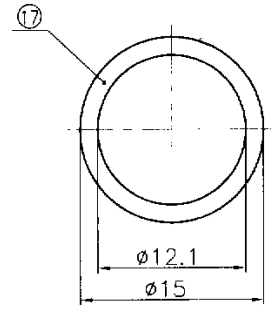
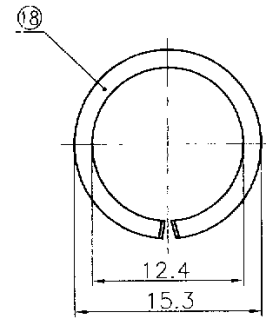
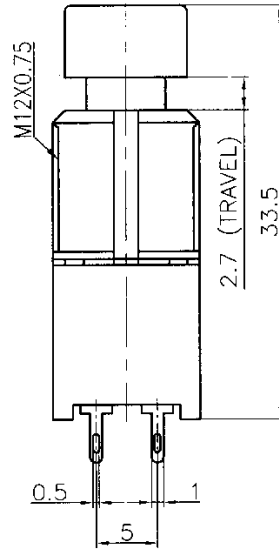
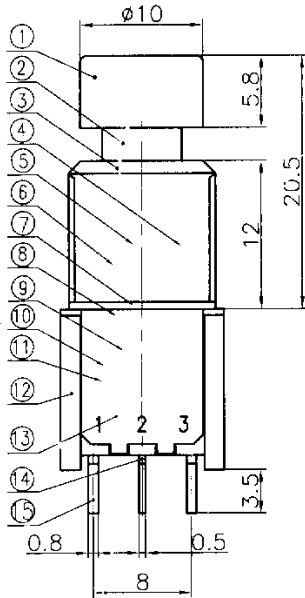


NUT 2PCS

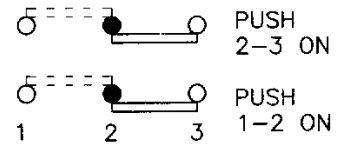


t=0.4
WASHER 1PCS



t=1.0
SPRINGWASHER 1 PCS

SCHEMATIC



STATUS	FREE	PULL
ON	2-3	2-1
OFF	2-1	2-3

19	WBX-450/A	Grease	A/R		
18	W-12	Spring Washer	1	SPC t=1.0	Zinc Plating
17	W-12	Washer	1	SPC t=0.4	Zinc Plating
16	N-12	Nut	2	SPC t=2	Zinc Plating
15	PS12A105	Terminal Lug	4	Brass t=0.8	Ag Plating
14	PS12A105M	Middle Terminal	2	Brass t=0.5	Ag Plating
	PS12A09B	Case	1	Spcd t=0.5	Blue Zinc Plating
12	PS12A11	Basic	1	PBT+30%FB	NO Plating
11	PS1236	Sliver Nail	4	AgNi10	Ag Plating
10	PS12A06	Contact Plate	2	Brass	Ag Plating
9	PS12A39A	Change Stick	2	POM	NO Plating
3	PS12A08	Block	1	POM	NO Plating
7	PS12A15A	Small Spring	2	Spring	NO Plating
6	PS12A15B4	Big Spring	1	Spring	NO Plating
5	PS12A31	Change Stick	1	Brass	Ni Plating
4	PS12A31	Tubing	1	POM	No Plating
3	PS12A02D	Bushing	1	Zinc	Ni Plating
2	PS12A01	Shaft	1	Brass	Ni Plating
1	PS12A24	Switch Top	1	Brass	Ni Plating
NO	Part No	Description	Q'TY	Material	Finishing

△			
△			
△	May.18'10	品名更改,圖面重繪	劉德勇
	MODEL NAME		B

TOLERANCES		DIMENSION	SCALE	DRAWING BY	CHECKED BY	APPROVED BY	DRAWING NO.
less than 10	± 0.3	m/m	/	劉 May.12'10 德勇	劉 May.18'10 德勇	[Signature]	PBS-24-202S
above 10 - 30	± 0.5						
above 30 - 100	± 1.0						
angular dimension	± 5'						